

T3/DS3/E3/STS-1 ISOLATION TRANSFORMERS

- ① Optimized for use with T3/DS3/E3/STS-1 Links.
- ② 1500/3000Vrms Minimum Isolation Voltages.
- ③ Bandwidths up to 500MHz.
- ④ Rates of 44.736 MBPS using B3ZS Code.
- ⑤ Rates of 34.368 MBPS using HDB3 Code.
- ⑥ 6-Pin Through-Hole or SMD Packages.

The characteristics of these parts will allow the pulse templates of CCITT G.703 & ATT T.A.34 to be met.

NORMAL TEMP RANGE

ELECTRICAL SPECIFICATIONS AT 25°C - OPERATING TEMPERATURE RANGE 0°C TO +70°C

PART NUMBER	TURNS RATIO (±2%)	PRI INDUCTANCE (µH Min.)		PRI - SEC Cw/w (pf Max.)	PRI - SEC L _L (µH Max.)	PACKAGE	SCHEMATIC	Bandwidth 75Ω System (MHz Typ)	HI-POT (Vrms MIN.)
		@ +25°C	@ -40°C						
PM-T301	1:2CT	35	20	10	.12	A6	B	-----	1500
PM-T302	1:1	40	30	13	.12	A6	A	-----	1500
PM-T303	1:2CT	35	20	10	.12	G6	B	-----	1500
PM-T304	1:1	40	30	13	.12	G6	A	-----	1500
PM-T306	1:1.73CT	50	----	12	.10	L6	B	.060-300	1500
PM-T307	1:1	40	----	10	.10	L6	A	.200-340	1500
PM-T308	1:2CT	19	----	10	.06	L6	B	.250-500	1500
PM-T309	1CT:1CT	40	----	10	.10	L6	C	.200-340	1500
PM-T310	1:1.73CT	50	----	15	.10	T7	C	.060-300	1500
PM-T311	1:1	40	----	15	.06	T7	A	.200-340	1500
PM-T312	1:2CT	19	----	15	.06	T7	C	.250-500	1500
PM-T313	1.2:1	40(2)	----	10	.10	L6	D	.200-340	1500
PM-T314	1.2:1	40	----	10	.10	L6	A	.200-340	1500
PM-T329	1:1	40	----	5	.10	T6	A	-----	3000 ⁽¹⁾
PM-T330	1:2CT	19	----	10	.06	T6	D	-----	3000 ⁽¹⁾

(1) 3000Vrms Reinforced insulation per BAPT EN41003/EN60950

(2) Inductance test on pin 6-4 side.

EXTENDED TEMP RANGE

ELECTRICAL SPECIFICATIONS AT 25°C - OPERATING TEMPERATURE RANGE -40°C TO +85°C

PART NUMBER	TURNS RATIO (±2%)	PRI INDUCTANCE (µH Min.)		PRI - SEC Cw/w (pf Max.)	PRI - SEC L _L (µH Max.)	PACKAGE	SCHEMATIC	Bandwidth 75Ω System (MHz Typ)	HI-POT (Vrms MIN.)
		@ +25°C	@ -40°C						
PM-T3017	1:1	100	40	10	.110	L6	A	.200-340	1500
PM-T3018	1:2CT	40	19	12	.110	L6	B	.250-500	1500
PM-T3019	1CT:1CT	40	----	12	.110	L6	C	.200-340	1500
PM-T3020	1:1	40	----	15	.10	T7	A	.200-340	1500
PM-T3021	1:2CT	19	----	12	.08	T6	D	-----	3000 ⁽¹⁾
PM-T3022	1:1.15	40	----	15	.10	T7	A	.200-340	1500
PM-T3023	1:1.5	40	----	15	.10	T7	A	.200-340	1500

(1) 3000Vrms Reinforced insulation per BAPT EN41003/EN60950

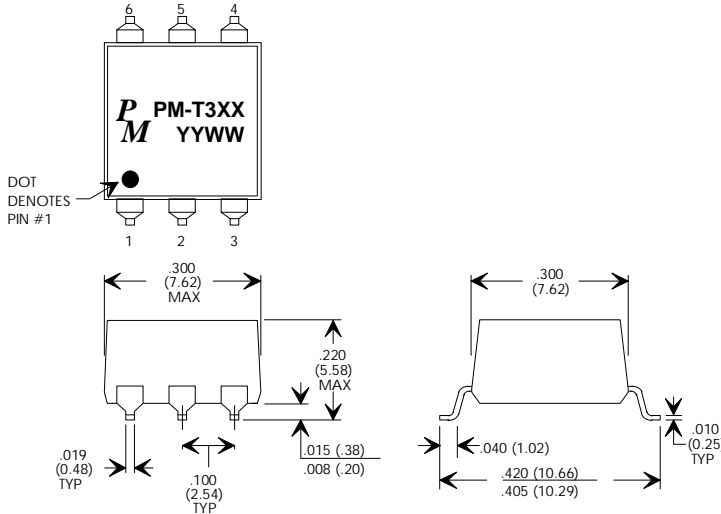
Specifications subject to change without notice.

pmt3 5/99

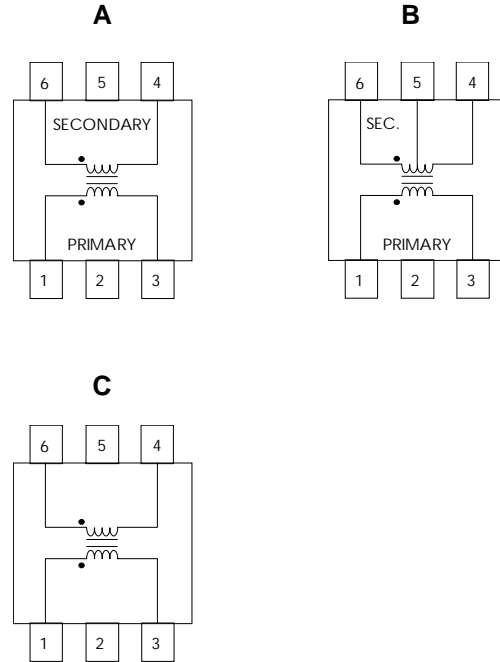
T3/DS3/E3/STS-1 ISOLATION TRANSFORMERS

G6 MECHANICALS

"G6" PACKAGE DIMENSIONS in inches (mm)

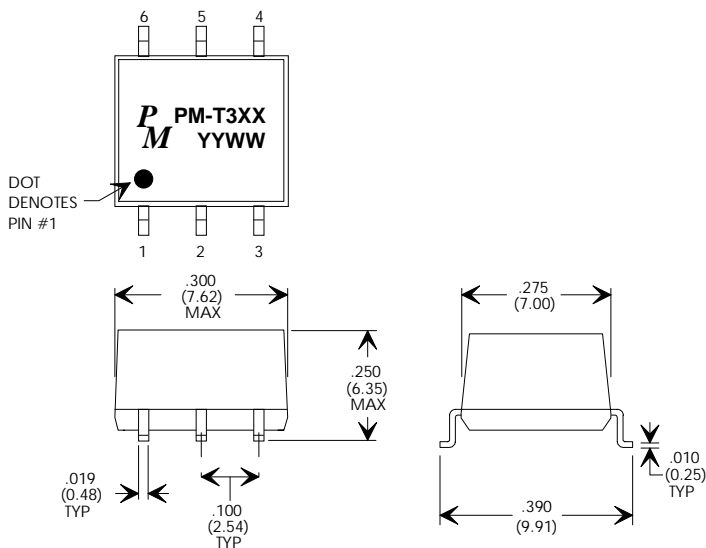


G6 SCHEMATICS

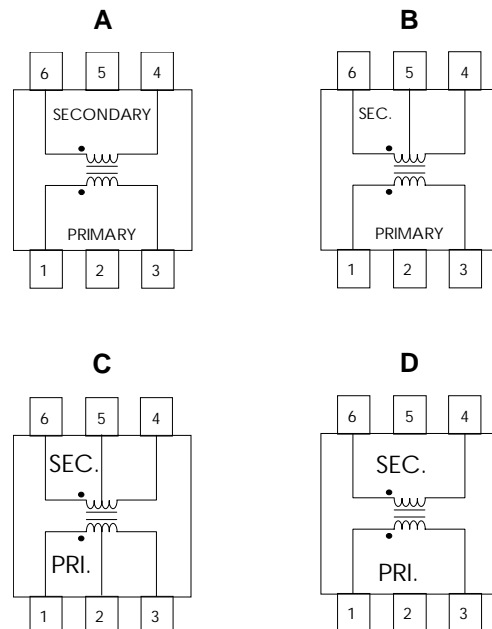


L6 MECHANICALS

"L6" PACKAGE DIMENSIONS in inches (mm)



L6 SCHEMATICS

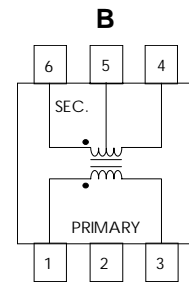
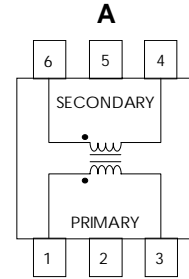
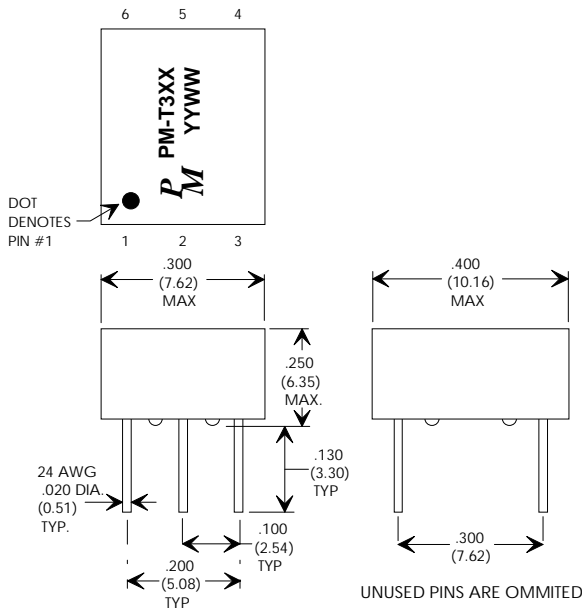


T3/DS3/E3/STS-1 ISOLATION TRANSFORMERS

A6 MECHANICALS

A6 SCHEMATICS

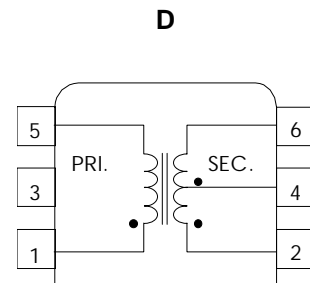
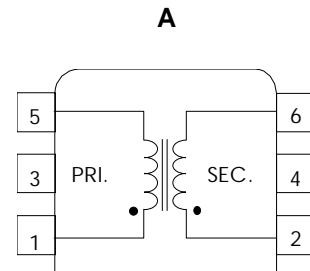
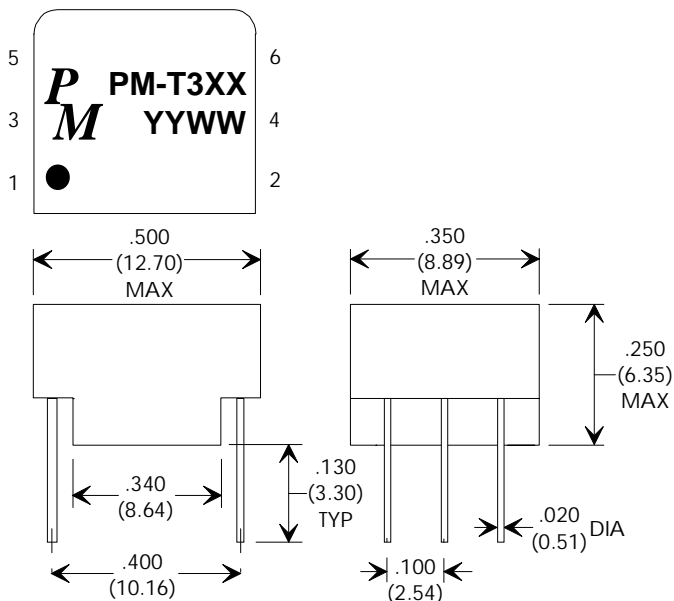
"A6" PACKAGE DIMENSIONS in inches (mm)



T6 MECHANICALS

T6 SCHEMATICS

"T6" PACKAGE DIMENSIONS in inches (mm)



T3/DS3/E3/STS-1 ISOLATION TRANSFORMERS

T7 MECHANICALS

T7 SCHEMATICS

"T7" PACKAGE DIMENSIONS in inches (mm)

